



**Infrastructure  
Australia**

# Infrastructure Australia

Independent evidence-based advice on infrastructure  
planning, policy and priorities to benefit all  
Australians

RDA Greater Whitsundays

5 July 2022

## Acknowledgement of Country

Infrastructure Australia acknowledges the Traditional Owners of Country throughout Australia and recognises the continuing connection to lands, waters and communities. We pay our respects to Aboriginal and Torres Strait Islanders cultures; and to Elders past and present.



### **Note on the artwork**

*The artwork *Moving Along Pathways* was created by Kamilaroi/Gamilaraay artist Dennis Golding, specifically for Infrastructure Australia's first Reconciliation Action Plan. The artwork depicts examples of Australia's first infrastructure.*

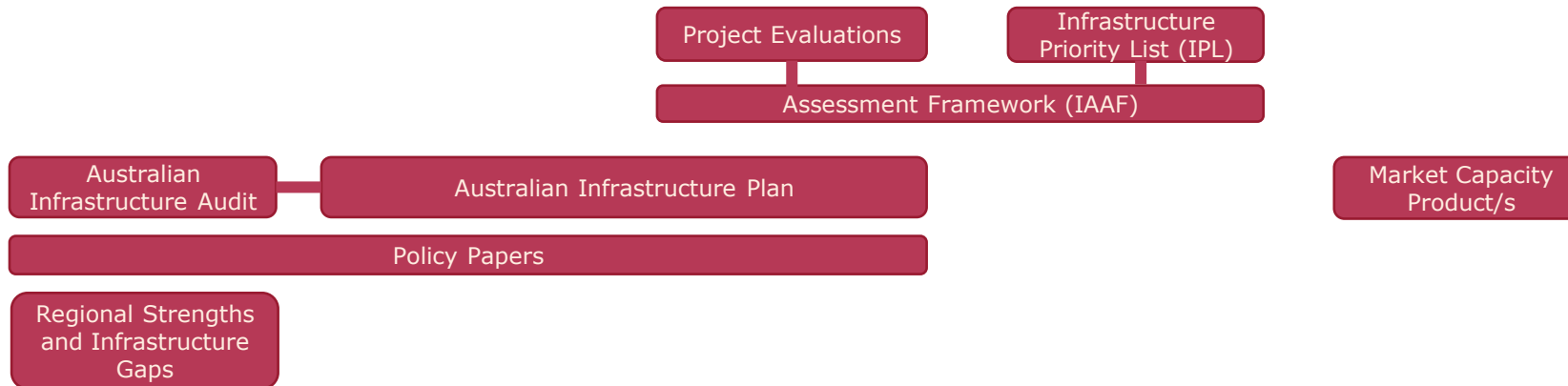
## About Infrastructure Australia

Infrastructure Australia was established in 2008 to advise governments, industry and the community on the investments and reforms needed to deliver better infrastructure for all Australians.

### Core Activities



### Products



# Regional Strengths and Infrastructure Gaps

A national, place-based approach to identifying infrastructure challenges and opportunities

## Project purpose

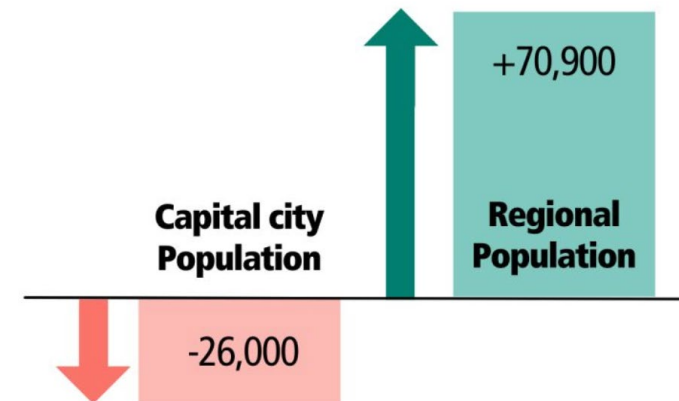
Identify the strengths  
of regions across  
Australia

Increasing awareness  
of regional gaps

Identifying common  
themes in  
infrastructure  
challenges and  
opportunities

To assist in building  
the infrastructure  
pipeline by identifying  
and prioritising  
regional infrastructure  
gaps

**Australia's regional  
population grew by more  
than the capital cities for the  
first time since 1981**



Source: ABS, Regional population, 2020-21

## Consultation highlights

- Hybrid and in-person workshops with **48 regions**, including **First Nations workshops** in Northern Australia
- Over **700 stakeholders** consulted through the workshops
- Partnership with the **Regional Development Australia (RDA)** networks



## Common consultation themes

### Impacts of the COVID-19 pandemic

“The pandemic has the potential to be a real catalyst for change in our region. It’s proved there is strong demand for the lifestyle we offer, but also shown that we need better infrastructure to be able to support that lifestyle as we grow.”

– Workshop participant, New South Wales.

### Strategic planning

“It feels like we’re always playing catch-up. Instead of anticipating future needs and planning accordingly, we’re just fixing problems and getting by. We need to be more proactive and we need support from all levels of government to be able to do that.”

– Workshop participant, Queensland

### Collaboration, funding and infrastructure delivery

“We know our communities and what they need. Talk to us first and we won’t end up with shiny new assets that nobody is using.”

– Workshop participant, Western Australia.

### Changing social landscape

“We’re struggling to attract skilled workers because we can’t offer them what they need. We have to improve our housing supply and access to basic services like childcare and healthcare.”

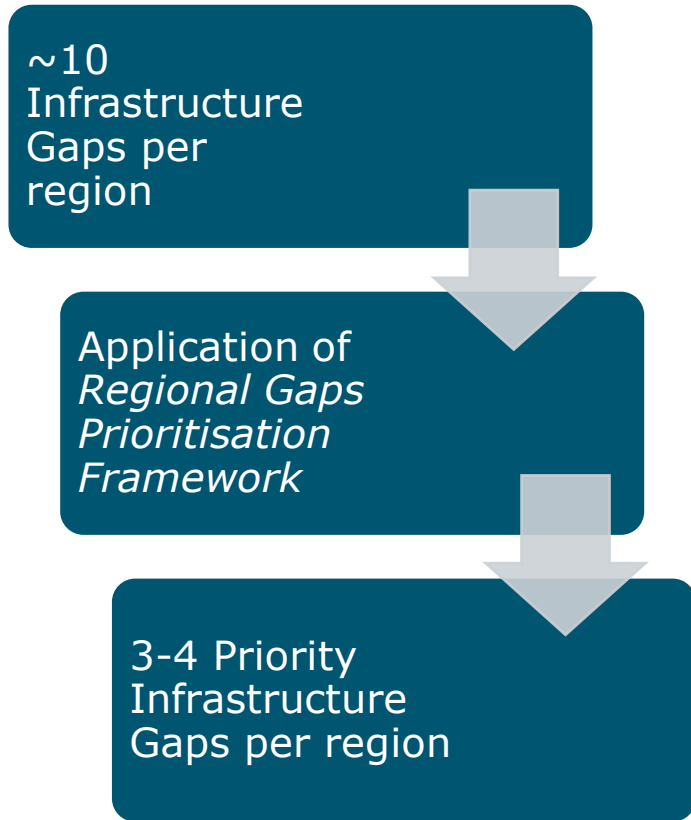
– Workshop participant, South Australia.

### Infrastructure needs of First Nations communities

“We need to lead the conversation.”

– Workshop participant, Queensland.

## Priority Infrastructure Gaps



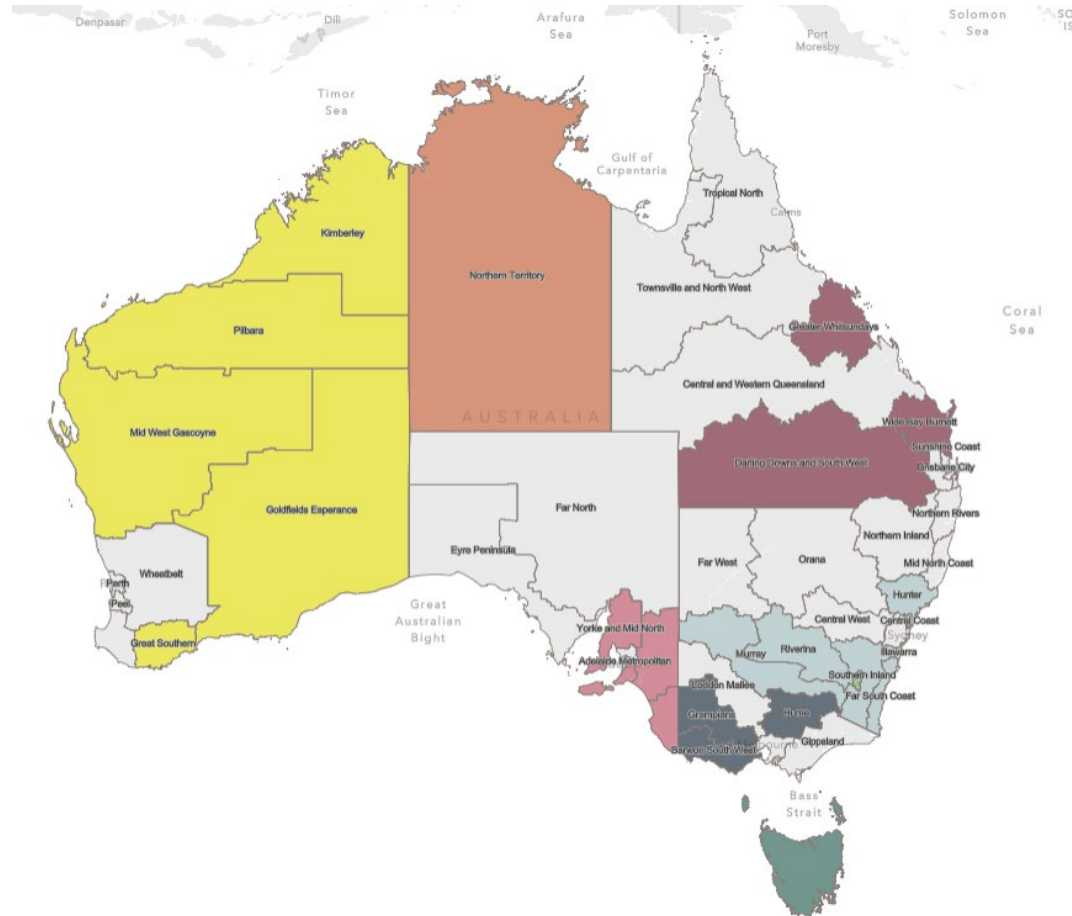
Infrastructure gap	Number of regions where an Infrastructure Gap is identified as a priority through the <i>Regional Infrastructure Gap Prioritisation Framework</i>
Availability, diversity and affordability of housing	26
Broadband and mobile connectivity	23
Water security	22
Access to further education and skills training	19
Capacity, connectivity and quality of public transport	15
Capacity, connectivity and quality of freight infrastructure	12
Capacity, connectivity and quality of road infrastructure	9
Distribution, transmission and generation of energy	7
Industry enabling infrastructure to support growth and innovation	5
Access to and capacity of health and aged care infrastructure	3
Provision, quality and protection of green, blue and recreation infrastructure	3
Waste management and resource recovery	1
Natural disaster resilience	1
Capacity, quality and accessibility of early, primary and secondary education	1
Provision and quality of arts and culture infrastructure	0
Capacity, connectivity and quality of air transport	0



5 most commonly highlighted Priority Infrastructure Gaps



## Availability, diversity and affordability of housing



- **Housing** was a priority Infrastructure Gap in over half of Australia's regions
- Came through strongly during consultation
- Challenges identified in meeting the growing and changing demands of regional Australian communities.
- Local stakeholders across Regional Australia highlighted a lack of appropriate housing as being a major constraint in **attracting and retaining skilled workers** to the regions

## Greater Whitsundays

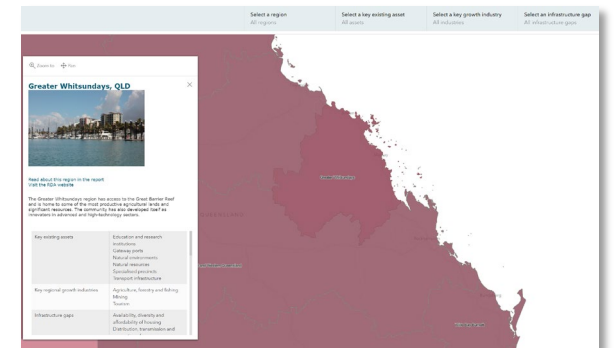

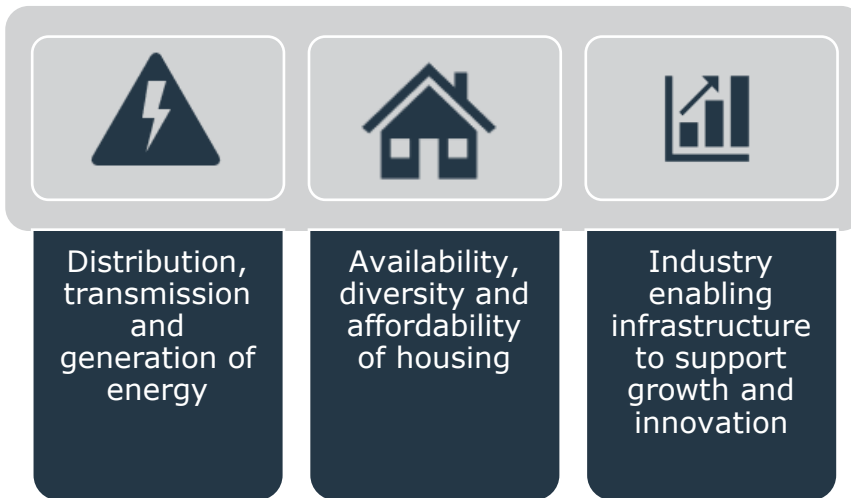
### Key existing assets

- Gateway ports
- Specialised precincts
- Transport infrastructure
- Natural resources
- Natural environments
- Education and research institutions

### Key regional growth industries

- Agriculture, forestry and fishing
- Tourism
- Mining

### Priority Infrastructure Gaps



## Products

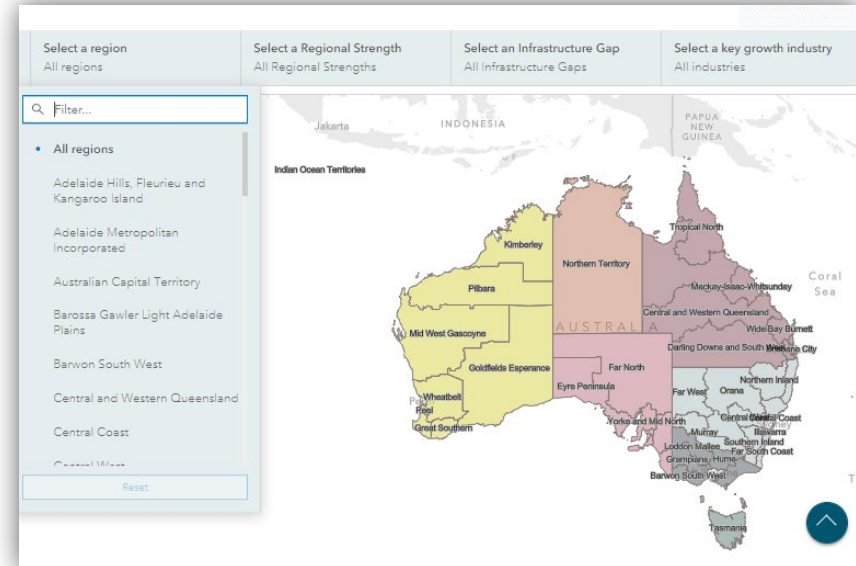
### Report



- Outlines and spotlights strengths and priority infrastructure gaps for each region
- Explores common themes and consultation findings
- Regional Infrastructure Gap Prioritisation Framework

Regional Strengths and Infrastructure Gaps

### Interactive map



- Includes overview of strengths and priority Infrastructure Gaps per region
- Filters to see commonalities
- Links to the report
- Links to each region's RDA website

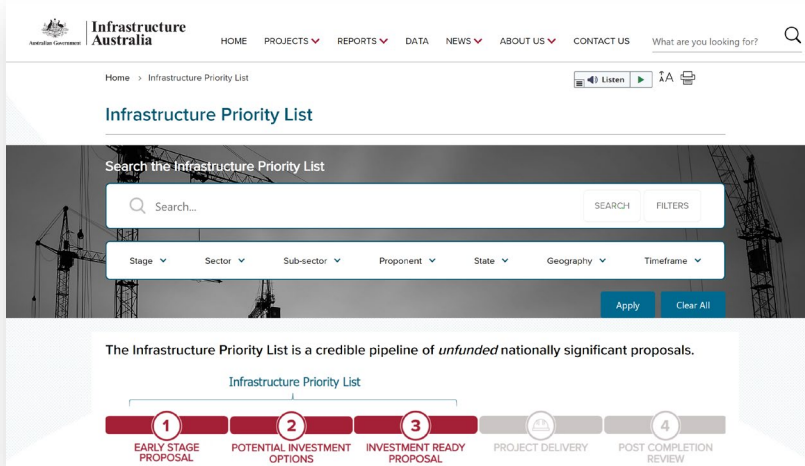
## Next steps

- By identifying and spotlighting priority challenges and opportunities in each region, IA hopes to encourage governments, industry and the community to identify, develop and submit proposals to address these gaps in the ***Infrastructure Priority List*** and future ***Australian Infrastructure Plans***.
- Solutions to address these gaps may be through **reform initiatives** or **proposals for physical infrastructure investments**
- Not all Infrastructure Gaps will be nationally significant. However, both existing Infrastructure Australia and third-party programs will benefit from the **evidence and data** developed through this report.

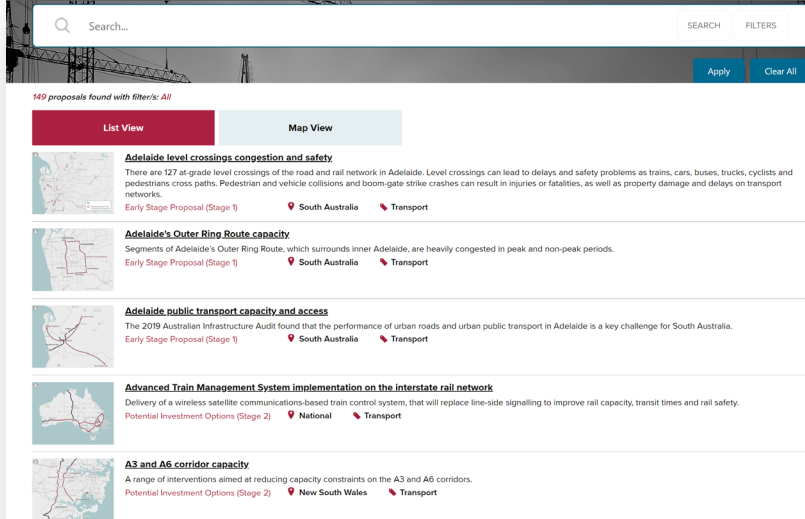
# Infrastructure Priority List and Assessment Framework

## Infrastructure Priority List (IPL)

- Outlines the investments that will support and drive **nationally significant outcomes**.
- **Only unfunded proposals** are included to provide a **clear pipeline of investment-ready proposals** for decision-makers.
- Developed **collaboratively**, supported by a robust evidence base - using data from the *Australian Infrastructure Audit*, and **submissions from state and territory governments**, industry and the community.
- Refreshed end of June, **searchable and filterable** list on our website




The screenshot shows the Infrastructure Australia website's 'Infrastructure Priority List' page. At the top, there is a navigation bar with links for HOME, PROJECTS, REPORTS, DATA, NEWS, ABOUT US, and CONTACT US. Below this is a search bar with the text 'Search the Infrastructure Priority List' and a search input field. There are also filter buttons for Stage, Sector, Sub-sector, Proponent, State, Geography, and Timeframe. A progress indicator shows five stages: 1. EARLY STAGE PROPOSAL, 2. POTENTIAL INVESTMENT OPTIONS, 3. INVESTMENT READY PROPOSAL, 4. PROJECT DELIVERY, and 5. POST COMPLETION REVIEW. The current stage is highlighted as 'Investment Ready Proposal'.



The screenshot shows a list of proposals found with filters. The list includes:

- Adelaide level crossings congestion and safety**: There are 127 at-grade level crossings of the road and rail network in Adelaide. Level crossings can lead to delays and safety problems as trains, cars, buses, trucks, cyclists and pedestrians cross paths. Pedestrian and vehicle collisions and boom-gate strike crashes can result in injuries or fatalities, as well as property damage and delays on transport networks. *Early Stage Proposal (Stage 1)* | South Australia | Transport
- Adelaide's Outer Ring Route capacity**: Segments of Adelaide's Outer Ring Route, which surrounds inner Adelaide, are heavily congested in peak and non-peak periods. *Early Stage Proposal (Stage 1)* | South Australia | Transport
- Adelaide public transport capacity and access**: The 2019 Australian Infrastructure Audit found that the performance of urban roads and urban public transport in Adelaide is a key challenge for South Australia. *Early Stage Proposal (Stage 1)* | South Australia | Transport
- Advanced Train Management System implementation on the interstate rail network**: Delivery of a wireless satellite communications-based train control system, that will replace line-side signalling to improve rail capacity, transit times and rail safety. *Potential Investment Options (Stage 2)* | National | Transport
- A3 and A6 corridor capacity**: A range of interventions aimed at reducing capacity constraints on the A3 and A6 corridors. *Potential Investment Options (Stage 2)* | New South Wales | Transport



The screenshot shows a report titled 'National road maintenance backlog'. It includes a progress indicator with five stages: 1. EARLY STAGE PROPOSAL, 2. POTENTIAL INVESTMENT OPTIONS, 3. INVESTMENT READY PROPOSAL, 4. PROJECT DELIVERY, and 5. POST COMPLETION REVIEW. The report details the location (National), category (Road Network), problem (Near term (0-5 years)), and proponent (Infrastructure Australia identified proposal). It also includes a map of Australia showing the backlog by state/territory. The report text discusses the cost of maintaining roads in Australia, the need for a structured program, and the next steps for the program.

## Infrastructure Australia Assessment Framework

- Sets out the **methodology** we use to consider proposals for inclusion on the Priority List.
- Assists proponents in **developing high-quality business cases**
- Ensure that a proposal is a prudent and **efficient investment** for Australia.
- Applicable to **all stages** of project development, not just business cases



## When does the Assessment Framework apply?

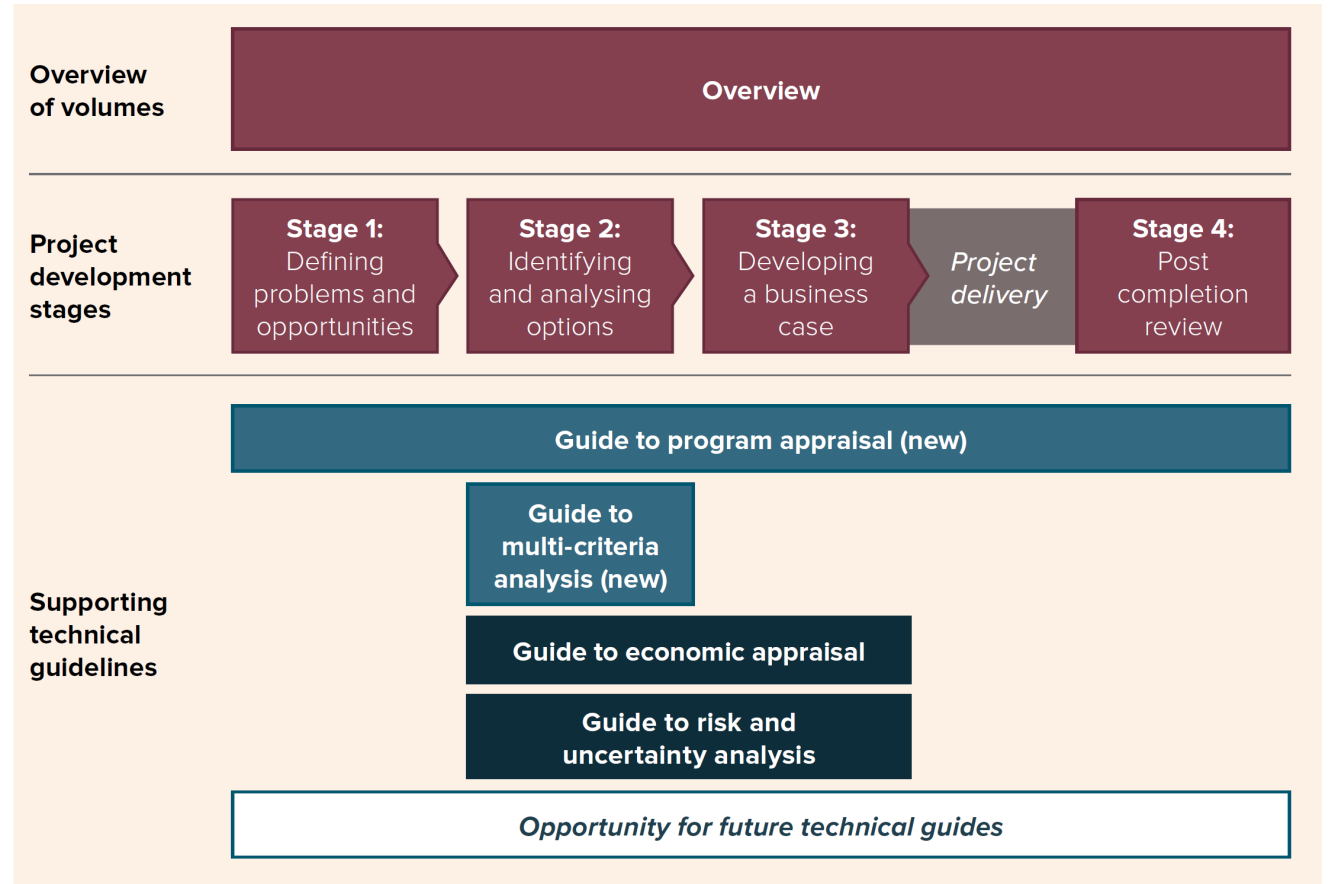
- To have a **proposal considered for inclusion on the Infrastructure Priority List**. We determine if the **proposal is nationally significant**.
- Where **more than \$250 million in Australian Government funding has been committed**.
- A proposal could also be referred to us by our responsible Minister



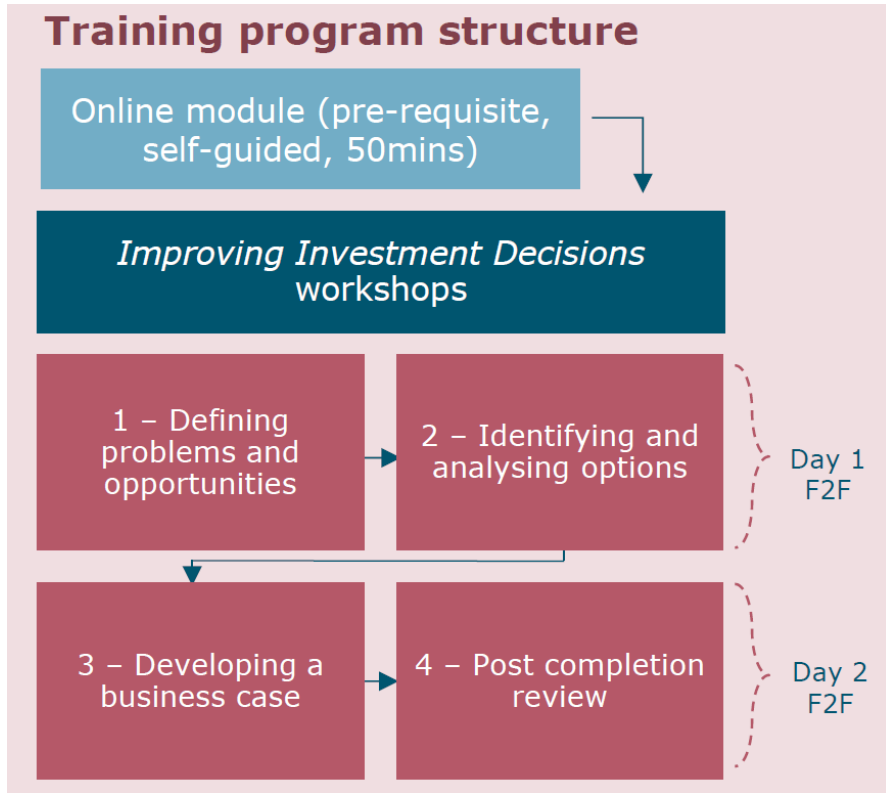


## Infrastructure Australia Assessment Framework

- **Guides you** on how to prepare and lodge a submission to us for evaluation.
- **Guides us** in our decisions on which proposals are added to the *Infrastructure Priority List*.
- Regularly **refreshed** to address new developments and emerging issues.
- Take a **leading position** where guidance does not exist elsewhere.



# Improving Investment Decisions workshops



## Engage with us

- ✔ **Engage with us** before developing the submission and seek advice during the submission process.
- ✔ Consult the **Infrastructure Priority List** and **Assessment Framework** (available on our website).
- ✔ **Prepare and plan** activities and resources adequately for business case development.



## **Infrastructure Australia**

**P** 02 8114 190

**E** [mail@infrastructure.gov.au](mailto:mail@infrastructure.gov.au)

**[www.infrastructureaustralia.gov.au](http://www.infrastructureaustralia.gov.au)**